

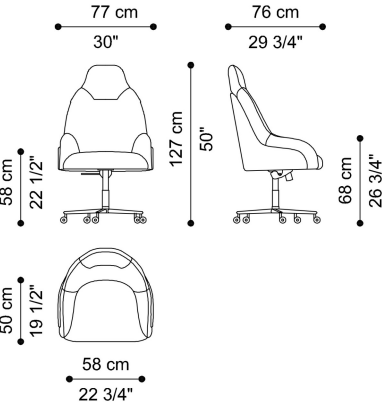


DESCRIPTION

Structure in curved multilayer fir wood and solid fir wood. Padding in variable thickness high-density expansive polyurethane foam. Upholstery of the outer back in leather cat. A or B from the collection. Upholstery of the inner back and seat in fabric or leather from the collection. Adjustable swivel base in metal with matt Black, Brushed Bronze or Brushed Dark Bronze finishing. Seat height adjustable from 50 cm to 58 cm. Optional Gianfranco Ferré logo embroidered on the outer backrest with tone-on-tone stitching.

DIMENSIONS

EXECUTIVE CHAIR  
F.ZER.432.A



L 77 D 76 H 127 CM

OPTIONAL


GF LOGO  
Embroidered GF logo (1 side)  
F.ACC.884.AXX

---

**BASE**


**METAL**

Black - Matt



Metal Black - Matt

Brushed Bronze



Metal Brushed  
Bronze

Brushed Dark Bronze




Metal Brushed Dark  
Bronze

---

**UPHOLSTERY**

**FABRIC / LEATHER**

 [download the file in the product page](#)

